

# QUICKSHIP



## OAKLEY

\*STANDARD OPTIONS ONLY

### BODY DETAILS:

UPHOLSTERED ONLY  
EXPOSED WOOD STRETCHER  
DEAD FLAT WALNUT

### SEAT DETAILS:

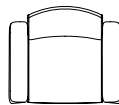
TIGHT SEAT CONFIGURATION  
FOAM AND FIBER CONSTRUCTION

### BACK DETAILS:


TIGHT BACK CONFIGURATION  
FOAM DOWN CONSTRUCTION

### LEG DETAILS:


SITS ON GLIDES



TOP VIEW



36" W x 29.5" D x 32" H



SIDE VIEW

MEASUREMENTS ARE APPROXIMATE

# OAKLEY CHAIR SPECIFICATIONS

# QUICKSHIP

## OVERALL DIMENSIONS

OVERALL HEIGHT: 32"/81cm  
OVERALL DEPTH: 29.5"/75cm  
OVERALL WIDTH: 36"/91cm  
WIDTH BETWEEN ARMS: 22.5"/57cm  
SEAT HEIGHT: 22.5"/57cm  
INTERIOR DEPTH: 22.5"/57cm  
ARM HEIGHT: 24.25"/62cm  
ARM WIDTH: 6.75"/17cm

## VERSION

(CODE)

STANDARD

METRIC


CHAIR

(1000)

36" W x 29.5" D x 32" H

91cm W x 75cm D x 81cm H

## FABRICS + STITCHES



**COLOURWASH SESAME (EL2)**  
DOUBLE NEEDLE STITCH



**AMELIA BISQUE (A)**  
DOUBLE NEEDLE STITCH



**REVIVAL COTTON (A)**  
NO STITCH



**REVIVAL PARCHMENT (A)**  
NO STITCH



**CLEARY CEMENT (C)**  
DOUBLE NEEDLE STITCH



**CLEARY WHITE (C)**  
DOUBLE NEEDLE STITCH



**LORETO NATURAL (G)**  
DOUBLE NEEDLE STITCH



**HEALEY FLAX (I)**  
DOUBLE NEEDLE STITCH

## FINISH



**DEAD FLAT WALNUT**